



COMPUTERIZED AUDIO BROADCASTING FRAMEWORK UTILIZING CODED OFDM

*SHAIK SHEHBAAZ BANU ** K. RAJYALAKSHMI

M.TECH Student, Department of ECE QUBA COLLEGE OF ENGINEERING AND TECHNOLOGY

Associate Professor QUBA COLLEGE OF ENGINEERING AND TECHNOLOGY

Abstract

In this paper we exhibit an investigation of Bit Error Rate (BER), for Digital Audio Broadcasting (DAB) framework, utilizing Coded OFDM with various channel coding plans. Examination is done for convolutional coded and turbo coded information in an Additive White Gaussian Channel (AWGN) in light of various imperative lengths and code generator polynomials utilized for coding. A relative study on the computational multifaceted nature is likewise done by applying a sound flag and measuring the information preparing time per outline, on PCs with various processor speeds. It is demonstrated that a coding increase of roughly 6 dB is accomplished utilizing turbo coding when contrasted with convolution coding, at an expense of higher computational multifaceted nature.

KEYWORDS– DAB, OFDM, Convolutional Codes, Turbo Codes.

1. INTRODUCTION

The prerequisite of versatility while associated with system is energizing the development of remote correspondence. The routine simple transmission systems don't perform well in versatile environment, since appropriate procedures to moderate the impacts of multipath spread instigated frameworks. Orthogonal Frequency Division Multiplexing (OFDM) is one such strategy to battle the impact of multipath blurring, recurrence specific

blurring and Intersymbol Obstruction (ISI) [1]. OFDM Diminishes the measure of equipment execution since multiplexing and sifting operations can be performed by utilizing the Fast Fourier Transform (FFT). This wipes out the need numerous oscillators at the transmitter and synchronizing circles at the beneficiary. Because of the cyclic augmentation of sign period into a gatekeeper interim, OFDM framework is reasonable for Single Frequency Networks (SFN) [5].

In this paper an OFDM application standard called Computerized Audio Broadcasting (DAB) framework model is executed in Matlab/Simulink environment. The execution of this framework over a channel irritated by AWGN clamor is considered. Coded Orthogonal Frequency Division Multiplexing (COFDM) procedure is considered in which convolutional codes and turbo codes are utilized what's more, figured the subsequent piece mistake rates (BER). The variety in BER is dissected taking into account diverse coding parameters. A sound sign is transmitted and information preparing time per edge is measured and thought about for diverse channel coding plans.

II. SYSTEM MODEL OF DAB USING CODED OFDM

A. A Simplified DAB Block Diagram

A general block diagram of the Digital Audio Broadcasting transmission system is shown in Fig. 1. The simple sign is encoded and connected to channel encoder. After channel coding the bit streams are QPSK mapped. The information is then gone to OFDM generator. The high information rate bitstream is separated into "N" parallel information surges of low information rate and separately regulated on to orthogonal subcarriers which is acknowledged utilizing IFFT calculation. Orthogonality of the subcarriers accomplishes zero Inter Image Interference, hypothetically [1]. At long last, the OFDM image is given cyclic prefix and the finished Touch outline structure is transmitted through an AWGN channel.

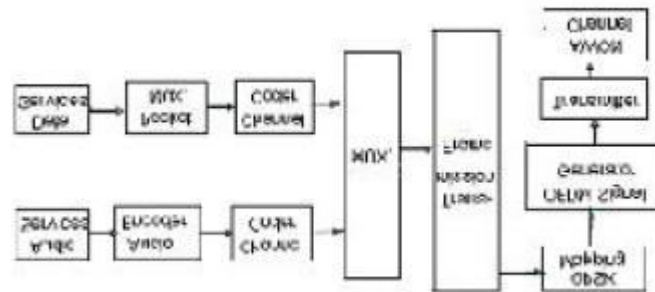


Figure 1. DAB transmitter – Block Diagram.

B. DAB Transmission Modes

DAB system has four transmission modes, each with its own set of parameters, shown in Table-I [12]. In this paper Transmission Mode-I is selected for simulation.

TABLE I. Dab Transmission Modes

Transmission Mode	No. of Sub-carriers	Sub carrier spacing	FFT Length	Maximum Radio Frequency
TM I	1536	1 KHz	2048	≈ 375 MHz
TM II	384	4 KHz	512	≈ 1.5 GHz
TM III	192	8 KHz	256	≈ 3 GHz
TM IV	768	2 KHz	1024	≈ 750 MHz

III. CHANNEL CODING

A. Convolutional Encoding & Viterbi Decoding

A convolutional encoder comprises of aM-stage shift register with "k" inputs, endorsed associations with "n" modulo-2 adders and multiplexer that serializes the yields of the adders. Here the encoder chose has $k=1$, ie; the info succession touches base on a solitary information line. Subsequently the code rate is given by $r = 1/n$. In an encoder with a M stageshift enroll, the memory of the coder approachesM message bits and $K = (M+1)$ movements are required before a message bit that has entered the movement register can at long last exit. This parameter K is alluded to as the imperative length of the encoder.

The channel coding utilized for standard DAB comprises of code rate $\frac{1}{2}$, memory 6, convolutional code with code generator polynomials 133 and 171 in octal organization [2]. For Spot lower code rates give better execution. Subsequently in this work, encoder with code rate $=\bar{w}$ is chosen. One such convolutional encoder is appeared in Fig. 2. The quantity of registers $=6$. Consequently the imperative length $K=7$. Generator Polynomials are 171, 133 and 115 in octal organization. Reproduction is done for different estimations of limitation length and generator polynomials, which are given in Table-III.

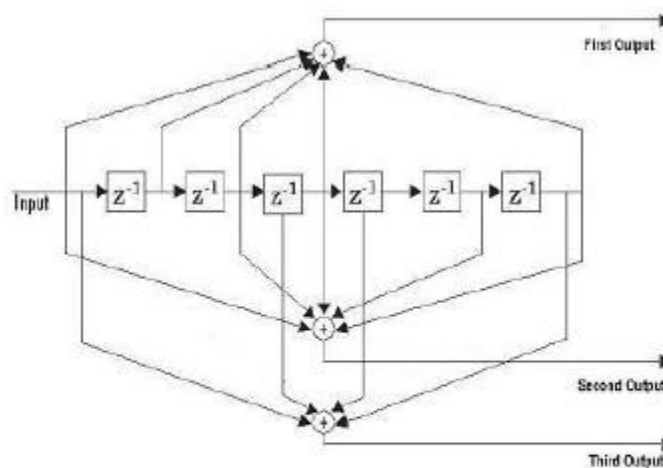


Figure 2. A rate \bar{w} convolutional encoder with constraint length, $K=7$.

B. Parallel Concatenated Convolutional Turbo Coding & Decoding

Parallel Concatenated Convolutional turbo code (PCC turbo code) comprises of two or more Recursive Systematic Convolutional (RSC) coders working in parallel [8]. The reason for interleaver is to offer each encoder an irregular variant of the data bringing about equality bits from each RSC that are free.

On the receiving side there are same number of decoders as on the encoder side, each working on the same information and an independent set of parity bits.

In this work, to give same code rate to turbo encoder as on account of convolutional encoder, a parallel connection of two indistinguishable RSC encoders are utilized which gives a code rate of \bar{w} . One such turbo encoder is appeared in Fig. 3, where the quantity of registers in each RSC encoder = 2.

Henceforth the limitation length $K=3$. Generator polynomials are 7 and 5 in octal arrangement. The number 7 indicates the input polynomial. Λ is the arbitrary interleaver. Reenactment is completed for different estimations of requirement length, generator polynomials and input polynomials, which are given in Table-III.

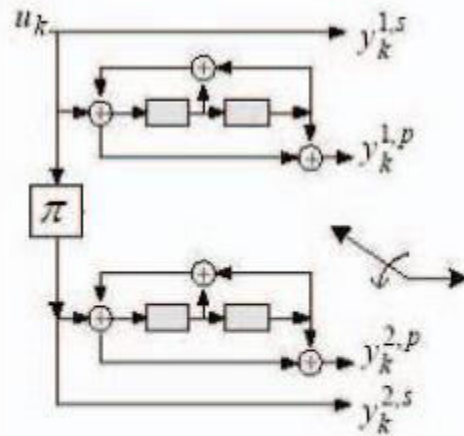


Figure 3. A rate \bar{w} turbo encoder with 2 parallel recursive systematic convolutional encoders, each with constraint length, $K=3$.

The inputs are data bits and called u_k . Theyields are code bits. Of these, the yield of firstencoder, $y_{k1, s}$ is known as the precise piece, and itis the same as the information bit. The second yieldbit, $y_{k1, p}$ is the principal equality bit which isrecursive deliberate piece. An interleaver, indicatedby Λ , is put in the middle of the two encoders toguarantee that the information got by the secondencoder is measurably autonomous. The third yieldbit, $y_{k2, p}$ is the second equality bit which isadditionally a recursive deliberate piece. The fourthyield $y_{k2, s}$ is deterministically reshuffling adaptationof $y_{k1, s}$, which is not transmitted.

For decoding, the Viterbi Algorithm is notsuited to generate the A-Posteriori-Probability (APP)or soft decision output for each decoded bit. HereMaximum-A-Posteriori (MAP) algorithm is used forcomputing the metrics. Block diagram of turbodecoder is shown in Fig. 4.

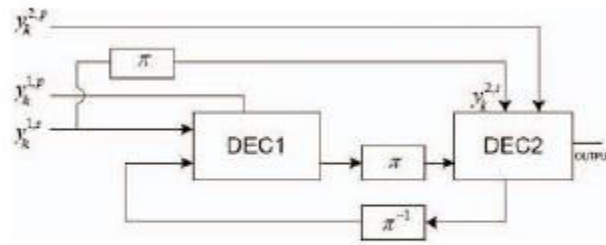


Figure 4. Turbo decoder – Block Diagram.

In Fig. 4, DEC1 and DEC2 are 2 APPdecoders. π and π^{-1} are random interleaver and deinterleaver respectively [14]. The symbol vectors for each time are described by $y_k = (y_{k1}, s, y_{k1,p}, y_{k2}, p)$. The goal is to take these and make a guess about the transmitted vector and hence code bits which in turn decode u_k , the information bit.

IV. SIMULATION MODEL

A. Simulation Parameters

The simulation parameters are shown in Table-II [1]. The different channel coding schemes and its parameters used for the analysis are given in Table-III. Even though, a complete DAB system consists of a multiplex of many information service channels, here, for the purpose of analysis, only a single audio signal is selected for transmission.

TABLE II. Simulation Parameters

Transmission Mode	Mode I
No. of sub-carriers	1536
Transmission frame duration (F_1)	96 ms.
OFDM Symbols per Transmission Frame	76
Sample Time (T_s)	0.48828 μ s
Frame length	196608 (or F_1/T_s)
FFT length	2048
Guard interval (Cyclic Prefix)	504
OFDM length	2552
Channel Coding schemes Used	Convolutional coding (rate $1/3$), Turbo coding (rate $1/3$)
Modulation	QPSK
Channel	AWGN

TABLE III.Channel Coding Parameters

Channel Coding types	Constraint length	Code generator polynomials (Octal format)	Feedback Polynomial
Convolutional Coding	3	7, 6, 5	--
	4	15, 13, 11	--
	5	34, 27, 23	--
	6	71, 57, 47	--
	7	171, 133, 115	--
Turbo Coding	3	7, 5	7
	4	15, 13	15
	5	34, 27	34
	6	71, 57	71
	7	171, 133	171

B. Simulation Block Diagram

Fig. 5 and Fig. 6 show the simulation models for DAB using convolutional coding and turbo coding respectively. Simulations are carried out using Matlab/Simulink.

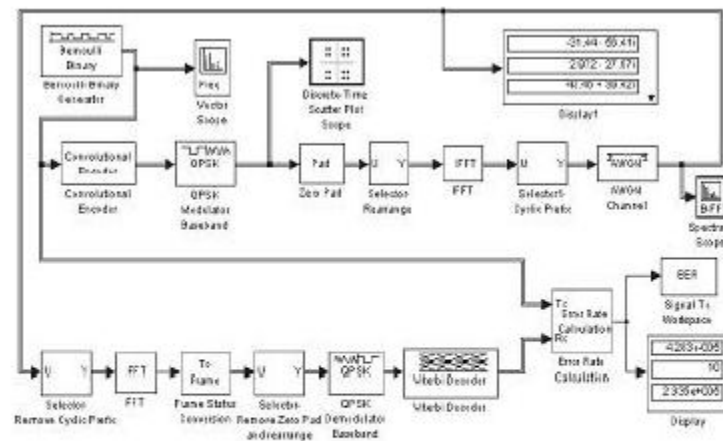


Figure 5. Simulation model for DAB transceiver using convolutional coding & viterbi decoding.

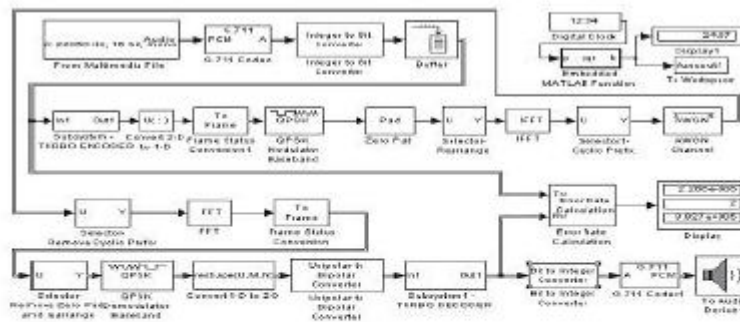


Figure 6. Simulation model for DAB transceiver using turbo coder and decoder. An audio signal is inputted and analyzed.

V. RESULTS

Coding Scheme	Frame Processing time on low speed computer (milli seconds)	Frame Processing time on high speed computer (milli seconds)
Conv_CnstrLn3	3.93	2.59
Conv_CnstrLn4	4.18	2.81
Conv_CnstrLn5	4.60	3.13
Conv_CnstrLn6	5.51	3.86
Conv_CnstrLn7	7.07	5.18
Turbo_CnstrLn3	28.36	16.79
Turbo_CnstrLn4	44.43	27.66
Turbo_CnstrLn5	77.89	50.20
Turbo_CnstrLn6	142.50	92.57
Turbo_CnstrLn7	270.90	180.30

TABLE IV. Frame Processing Time Comparison

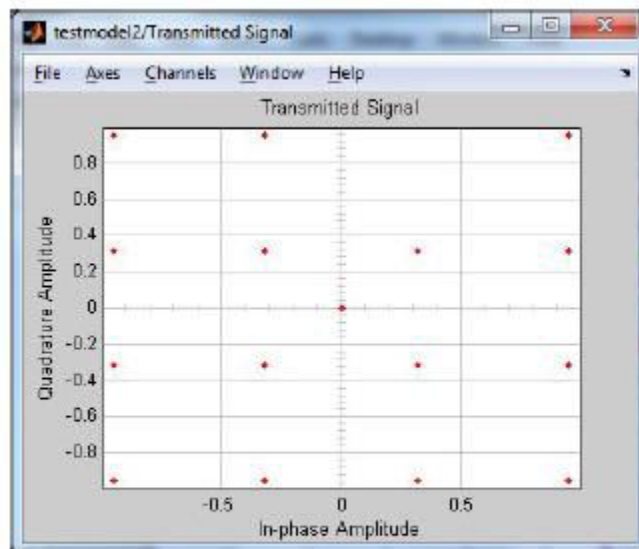


Figure 7. Transmitted Signal

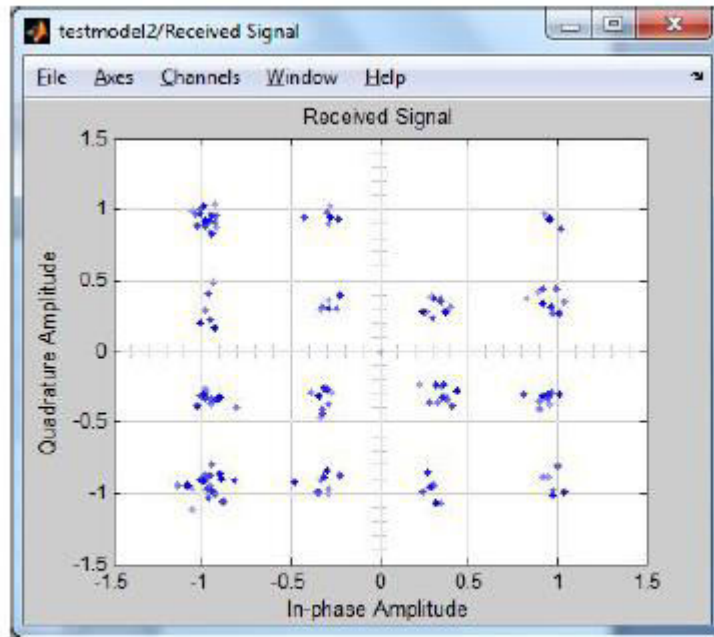


Figure 8. Received Signal

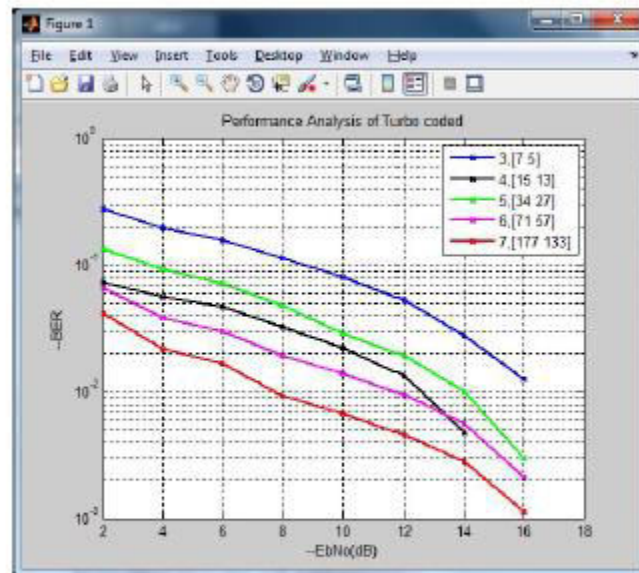


Figure 9. Performance Analysis Of Turbo Codes

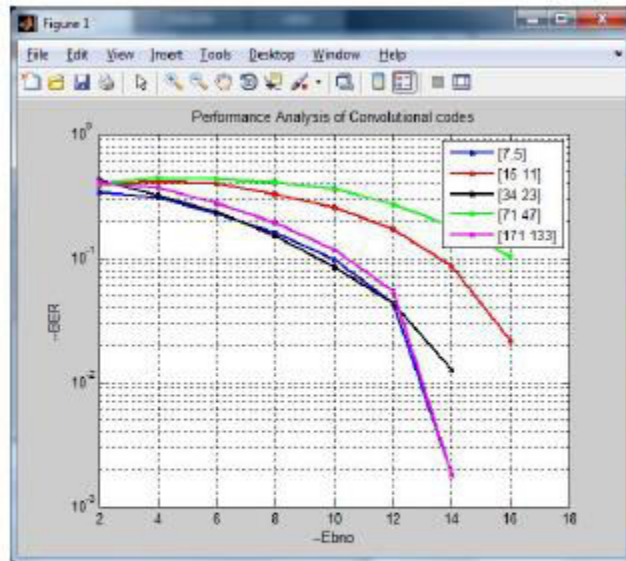


Figure10. Performance Analysis Of Convolutional Codes

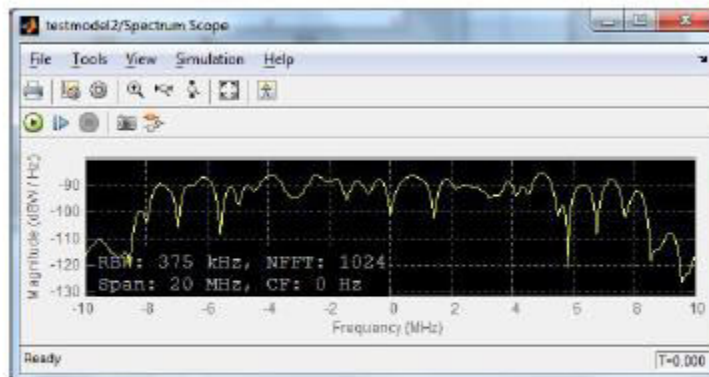


Figure 11. Frequency spectrum

VI. CONCLUSION

Computerized Audio Broadcasting frameworkutilizing Coded OFDM is executed and contemplatedover an AWGN channel. Bit-Error-Rate (BER) ismeasured and looked at by utilizing mistake adjustingcodes like, Convolutional Code and ParallelConcatenated Convolutional Turbo Code. A decentBER for sound is thought to be 10^{-4} . Utilizing turbocoding, it is almost accomplished with an Eb/No of 3dB. A coding increase of about 6 dB is accomplishedutilizing turbo coding, when contrasted withconvolutional coding, at an expense of highcomputational many-sided quality. Likewise,reenactment is done on low speed and rapid PCs andedge preparing time is measured as a section of studyon Quality of Service (QoS). It is demonstrated that,slightest complex turbo code obliges 3 to 4 times thepreparing time taken by most astounding complexconvolutional code. In this way coding increase isaccomplished utilizing turbo code by trading off oncomputational time required.The burdens of the customary codes like convolutional codes is that, with an end goal toapproach the hypothetical point of confinement forShannon's channel limit, we require to expand theimperative length of a convolutional code, which,thus, causes the computational intricacy of a mostextreme probability decoder to incrementsexponentially. At last we achieve a point whereunpredictability of the decoder is high to the pointthat it gets to be hard to figure it out physically furthermore there is no impressive diminishment inBER. Further coding addition is conceivable withturbo codes with sensible coding and decipheringmultifaceted nature. In this paper, it is intended tolegitimize these conclusions with reenactments.

The channel chose just presents Gaussian clamor. Inany case, issues confronted by blurring and multipathcan be examined by picking other channel models.Rather than QPSK adjustment conspire, the sameframework can be examined utilizing other tweakprocedures like DQPSK also, QAM. Rather thanparallel linked convolutional turbo codes, serialconnected convolutional turbo code additionally canbe executed and examined.



REFERENCES

- [1] Wolfgang Hoeg, Thomas Lauterbach, "DigitalAudio Broadcasting-Principles and Applications ofDigital Radio", John Wiley & Sons, Ltd. England,2003.
- [2] Henrik Schulze, Christian Luders, "Theory andApplications of OFDM and CDMA", John Wiley &Sons, Ltd. England, 2005.
- [3] Simon Haykin, "Communication Systems", 4thEdition, John Wiley & Sons, Inc. England, 2001.
- [4] BernadSklar, "Digital CommunicationsFundamentals and Applications", 2nd EditionPearson Education (Singapore) Pte. Ltd., 2001
- [5] Zimmerman G., Rosenberg M. and Dostert S., "Theoretical Bit Error Rate for Uncoded and Coded Data Transmission in Digital Audio Broadcasting", Proc. IEEE International Conference onCommunications, Vol. 1, pp. 297-301, June 1996
- [6] Thomas May and Hermann Rohling, "TurboDecoding of Convolutional Codes in DifferentiallyModulated OFDM Transmission System", Proc.IEEE 49th Vehicular Technology Conference, Vol. 3,pp-1891-1895, July 1999.
- [7] Hanjong Kim, "Turbo Coded OrthogonalFrequency Division Multiplexing for Digital AudioBroadcasting", Proc. IEEE International Conferenceon Communications, Vol. 1, pp. 420-424, 2000.
- [8] A. Burr, "Turbo-Codes: The Ultimate ErrorControl Codes?", Electronics & CommunicationEngineering Journal, Vol. 13, pp. 155-165, August2001.
- [9] R. Maerkle and C-E. W. Sudenberg, "TurboCodes for Hybrid In Band On Channel Digital AudioBroadcasting", Porc. IEEE GlobalTelecommunication Conference, Vol. 2, pp. 941-945, 2001.
- [10] Yan Li, Sumei Sun, "Design of Bit-InterleavedTurbo Coded Modulation in OFDM-Based WirelessLAN Systems", Proc. 4th International Workshop onMobile and Wireless Communications Network, pp. 549-553, 2002.
- [11] Lukas M. Gaetzi and M. O. J. Hawkaford, "Performance Prediction of DAB Modulation andTransmission Using Matlab Modeling", Proc. IEEEInternational Symposium on Consumer Electronics",pp. 272-277, September 2004.



- [12] Hector Uhalte Bilbao, “Digital Transmission System Simulation”, Linkoping Institute of Technology, Master Thesis August 2004.
- [13] SeongChul Cho, Jin Up Kim, Kyu Tae Lee and KyoungRok Cho, “Convolutional Turbo Coded OFDM/TDD Mobile Communication System for High Speed Multimedia Services”, Proc. Advanced Industrial Conference on Telecommunications, pp.244-248, July 2005.
- [14] Ibrahim S. Raad and Mehmet Yakan, “Implementation of A Turbo Codes Test Bed in the Simulink Environment”, Proc. of the Eighth International Symposium on Signal Processing and its Applications, Vol. 2, pp. 847-850, August 2005.
- [15] Jorge Ortin, Paloma Garcia., Fernando Gutierrez and Antonio Valdovinos, “Performance Analysis of Turbo Deoding Algorithms in Wireless OFDM Systems”, IEEE Transactions on Consumer Electronics, Vol. 55 pp. 1149- 1154, 2009.
- [16] Mohammadnia-Avval M., Chris Snow C and Lutz Lampe, “Error-Rate Analysis for Bit-Loaded Coded MIMO OFDM”, IEEE Transactions on Vehicular Technology, Vol. 59, pp. 2340-2351, 2010.