



International Journal for Innovative Engineering and Management Research

A Peer Reviewed Open Access International Journal

www.ijiemr.org

COPY RIGHT



ELSEVIER
SSRN

2021 IJIEMR. Personal use of this material is permitted. Permission from IJIEMR must be obtained for all other uses, in any current or future media, including reprinting/republishing this material for advertising or promotional purposes, creating new collective works, for resale or redistribution to servers or lists, or reuse of any copyrighted component of this work in other works. No Reprint should be done to this paper, all copy right is authenticated to Paper Authors

IJIEMR Transactions, online available on 23rd Jul 2021. Link

[:http://www.ijiemr.org/downloads.php?vol=Volume-10&issue=Issue 07](http://www.ijiemr.org/downloads.php?vol=Volume-10&issue=Issue 07)

DOI: 10.48047/IJIEMR/V10/ISSUE 07/19

Title **PATTERN MATCHING USING APRIORI ALGORITHM**

Volume 10, ISSUE 07, Pages: 104-109

Paper Authors

PADMANABHA SASTRY T.V.A., PUSHPENDER SARAO



USE THIS BARCODE TO ACCESS YOUR ONLINE PAPER

To Secure Your Paper As Per **UGC Guidelines** We Are Providing A Electronic Bar Code

PATTERN MATCHING USING APRIORI ALGORITHM

¹PADMANABHA SASTRY T.V.A., ²PUSHPENDER SARAO

¹Research Scholar, Department of CSE, Shri Venkateswara University, U.P.

² Professor, Department of CSE, Shri Venkateswara University, U.P.

Corresponding author: ananthkmit@gmail.com

ABSTRACT:

Consistent Pattern Matching (FPM) is a pivotal piece of Data Mining. The main variable of Frequent Data Mining is to search for regularly happening subsets in progression of units given. It is portrayed utilizing explicit designs; the most regularly applied being the help essentially based absolutely gadget wherein we search for issues over the described aspect regard. FPM is likewise applied in unambiguous measurements mining methods as a sub issue for instance, portrayal, clustering, commercial centre test etc.

Key words: Pattern matching, Apriori Algorithm, Data Mining.

INTRODUCTION:

Pattern is any arrangement of objects or entities. The term arrangement is used here to indicate that a pattern is by definition non-random and at least potentially describable. All theories imply some pattern, but theories and patterns are not the same thing. In general, a theory postulates structural relationships between key constructs.

Swati Gupta [2015] studied A regression Modeling Technique on Data Mining. Manisha rathi [2010] explained Regression modelling technique on data mining for prediction of CRM. Data mining [2012] is a prominent tool for knowledge mining which includes several techniques: Association, Sequential Mining, Clustering and Deviation. It uses a combination of statistical analysis, machine learning and database management explore the data and to reveal the complex relationships that exists in an exhaustive manner. Additionally, Data Mining consists in the extraction of implicit knowledge (previously unknown and potentially useful), hidden in large databases. Data mining tasks can be classified into two categories: Descriptive

mining and Predictive mining. Descriptive mining refers to the method in which the essential characteristics of the data in the database are described. Clustering, Association and Sequential mining are the main tasks involved in the descriptive mining techniques tasks. Predictive mining deduces patterns from the data in a similar manner as predictions. Predictive mining techniques include tasks like Classification, Regression and Deviation detection. Mining Frequent Itemsets from transaction databases is a fundamental task for several forms of knowledge discovery such as association rules, sequential patterns, and classification [2005]. An itemset is frequent if the subsets in a collection of sets of items occur frequently. Frequent itemsets is generally adopted to generate association rules. The objective of Frequent Item set Mining is the identification of items that co-occur above a user given value of frequency, in the transaction database [2007].

BASIC DEFINITIONS:

Think roughly a gathering of elements $X=$
Permit S to be the task pertinent records

for records set trades in which each exchange T is a gathering of variables with the stop reason that T is a subset of X or same. Permit TID to be the identifier with each exchange and An is the relationship of things. An exchange T is expressed to incorporate An if and outfitted that A could be a subset of T or same.

Support(s): The well known holds in D with help s where s is the degree of trades in S that incorporate $A \cup B$.

Confidence(c): The well known hold in D with truth c wherein c is the degree of trades in S containing A moreover contains B . At the element while the conditions of least help aspect and least reality confine are satisfied, then at that point, the principles are hypothesized to districts of energy for be. A lot of variables is alluded to as component set and a gathering of m component units is alluded to as m component set. How much trades that incorporate the component set is alluded to as the Occurrence repeat of component set or support recall or recollect of the component set.

A component set satisfies least help expecting the event repeat of component set is \geq (minimum_support*general assortment of trades in S).

Least Support Count: It is how much trades expected for the component set to meet least help.

Standard component set: If the component satisfies the base help then it's far a relentless component set.

APRIORI ALGORITHM:

Apriori is applied for digging ceaseless component units for Boolean Association rules. It transformed into offered R Aggarwal and R Srikanth

in1994[1]. It comprises of level-reasonable request that is known as the iterative system, in which m -component units are applied to find out $(m+1)$ - component units. It utilizes the Apriori resources which says that every one of the non-void subsets of a perpetual component set need to moreover be aconstant. This resources is Anti-rambling as in at the off risk that an immovable can not endan evaluation, all of its supersets will bomb a similar testmoreover.

In the main accentuation, every component is a man or lady from the relationship of new comer 1-itemsets, $C1$. The estimation will depend how much exercises of every component so it evaluations every last one of the trades. As of now the relationship of constant component units regardless up with inside the air with the guide of utilizing taking all the ones component units from $C1$ which fulfill the base help depend. The accompanying relationship of standard 2-component units might be found with the guide of utilizing self joining resources for supply candidate 2-component units. Again we investigate whether the component units in $C2$ fulfil the base help depend, with the guide of utilizing examining the realities base. For ensuing arrangement of newcomer component units we utilize stages: 1) The be important for step went with the guide of utilizing 2) The Prune step. These way are gone with until we get all of the common component units satisfying the base help depend.

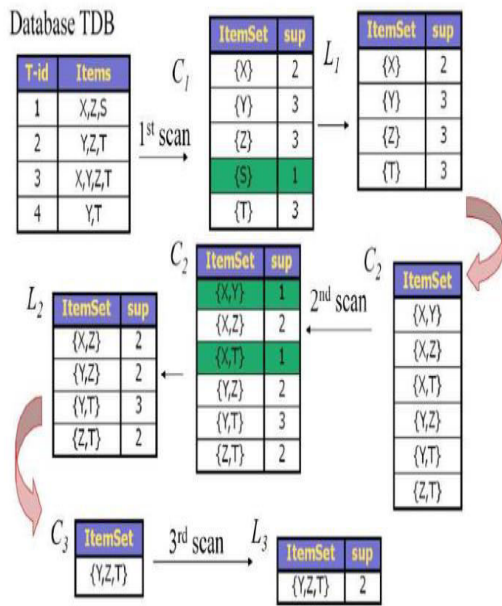


Fig.1. Apriori Algorithm

FP GROWTH ALGORITHM:

FP Growth or Frequent Pattern Growth depends upon on segment and vanquish framework. It comprises of compacting the records base tending to typical matters squarely into a progressive occasion tree, or FP-tree yet the affiliation data is held. Next the compacted data set is parcelled into a gathering of prohibitive records bases, each related. To expand a FP tree first and dominating we investigate independent of whether all of the component units fulfil the base help matter. Then, we sort the relationship of ordinary component units in plunging solicitation of help matter. Next we make the dream of the tree that is set apart with "invalid".

Check the data set for the accompanying time. The issues in each exchange are managed and a division is made for each exchange to frame the FP tree enlarging the matter for every component set crossed in office one ensuing to the next. After the tree has been

outlined, begin from each typical term 1 example (as a hidden postfix design), build its contingent occurrence base. A prohibitive occurrence base integrates of the relationship of prefix techniques withinside the FP tree co-happening with the expansion format. By and by we expand its prohibitive FP-tree, and do mining recursively on one of these tree. The occasion improvement is accomplished through the hyperlink of the postfix format with the relentless models produced using a prohibitive FP tree. Thing Conditional example with one perpetual component and each such data set is mined autonomously.

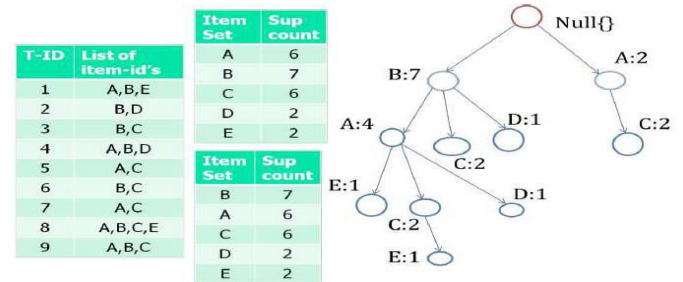


Fig.2. FP Growth Tree

Table 1. Mining the FP tree by creating conditional pattern bases

Item	Conditional pattern base	Conditional FP-tree	Frequent patterns generated
E	{{(B A:1), (B A C:1)}	{B:2, A:2}	BE:2, AE:2, BAE:2
D	{{(B A:1), B:1}	{B:2}	BD:2
C	{{(B A:2), (B:2), (A:2)}	{B:4, A:2}, {A:2}	BC:4, AC:2, BAC:2
A	{{(B:4)}	{B:4}	BA:4

COMPARISONS BETWEEN APRIORI ALGORITHM AND FREQUENT GROWTH PATTERN:

1. Time:

The time components recalled while mining realities are:

Time for dissecting the realities set curiously

The perpetual viewpoint units made toward the finish of first scope

Time for sifting the realities base for the accompanying time and making the realities structure

Time expected to find the regular viewpoint units

Unremitting perspective units were given after the mining gadget this is filtering the angle units as in sync with least support

All of the above components amount to offer the full scale time for the realities mining transaction of the given dataset.

- In Apriori first and transcendent contender units are picked and several clears are finished over realities set D which grows the execution time.
- In Frequent Pattern Growth the time required is significantly less in relationship.

Relative Study of Apriori Algorithm and Frequent Pattern Growth Algorithm, IJPSAT, Vol. 2 No. 2, April. 2016 68

2. Memory:

- In Apriori as candidate angle units are created hence more noteworthy memory is required.
- In Frequent Pattern improvement no utilization of candidate viewpoint set at some point or another substantially less memory required.

3. Checks:

- In Apriori As how much angle units delivered is tremendous, at some point or

another how much breadths in like manner increases.

- In FP Growth on the grounds that no contender perspective units is applied at some point or another how much compasses is put away to least (essentially two times).

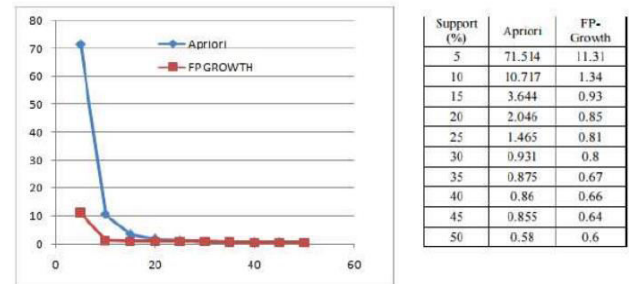


Fig.3. Analysis of Algorithm for Retail Details

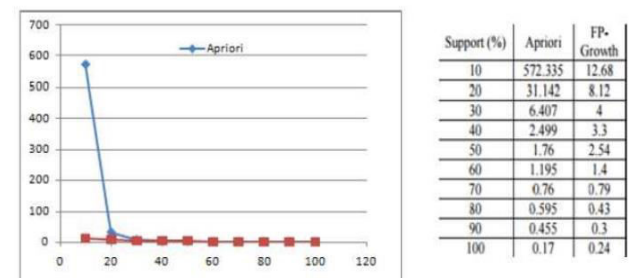


Fig.4. Analysis of Algorithm for Medicine Data Set

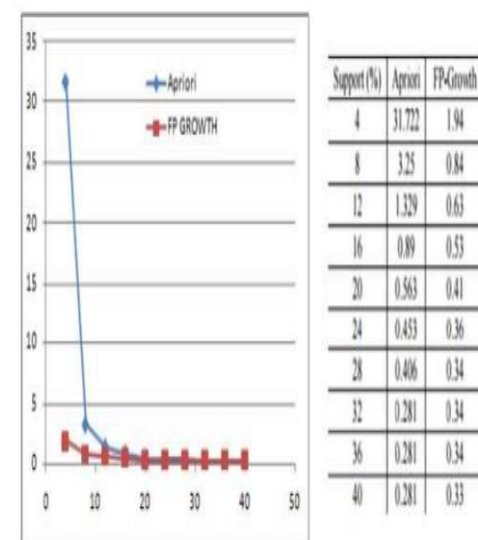


Fig.5. Analysis of Algorithm for Nursery Data Set

ABOUT GRAPH:

In the above graphs we comprehend what the base help means for the movements with inside the chart with time game plan, for each of the Apriori computation and the FP Growth Algorithm.

In our outline we're managing the base help charge on x turn and time (like a glimmer) on Y center point.

In the above given outlines we're looking at datasets of changed unit. We take 10 unique help costs in all of the 3 graphs:

We take a manual to draw in out an end-product for Apriori Algorithm

Take help recall = 4%

What's more prominent, scope of trade =10

Accordingly the base help recollect = $((4/100)*10)=0.4=1$ (approx.)

This implies that the recollect for a component set ought to be more prominent important than or equivalent to least help recall and in the end the reach of component set utilized least help remember=1 could be bigger in assessment with bigger least help recall.

In this way the diagram is going up for more noteworthy humble least help envelop in all of the unique datasets.

For FP improvement there's little change(or development) in chart while we decline the base help and its definitive parts practically ordinary for bigger potential gains of least help on account of significantly less visits component units molded.

CONCLUSION:

Data mining this is in like manner acclimate with as appreciation observing

down with inside the insights bases (KDD) is an especially critical test region with inside the gift an entryway. One in the situation around squeezing methodologies in convictions mining is go to design disclosure. Tracking down co-occasion an affiliation among issues is that the gathering of this procedure. The dynamic test worry for KDD is union principle sit are made in this to mine and various calculations. This assessment is utilized for finding dating with inside the itemsets. Practicality has been an issue of strain for assembled Worldwide Journal of Computer Sciences and Engineering Vol.6(5), May 2018, E-ISSN: 2347-2693

© 2018, IJCSE All Rights Reserved 155years in mining collusion rules. Apriori is increment on the method of finding customary styles from changed Data setsIt throbs from the shortage of excess gander at of the insights set yet, search for endless part units as there is customary season of up-and-comer part units that are not required. Conjointly there are sub part units added which are excess and assessment incorporates long holding a watch out inside the insights set. Straightforwardly following executing the made philosophy get the stop that the adjusted Apriori assessment is proposed a vigorous calculation to diminish the utilization of time .The compositions is finished on segments of a dataset as a distant memory against to utilizing on complete dataset which accomplishes decrease of time taken with the guide of utilizing the Apriori Algorithm. Rather than rehashed clean of the main measurements base, it's miles investigated best when to frame wide 1 part set from which help calculations are finished. This diminishes the time anticipated in filtering the data set which in this way lessens the

general chance to a more noteworthy unquestionable degree. The base strengthen respect is what's more handled at each by skip which kills the worth less formed units. No matter what the truth that the assessment is perfect, it completes more prominent conceivable pruning.

REFERENCES:

1. Swati Gupta "A Regression Modelling Techique on Data Mining" International Journal of Computer Applications (2015) Volume 116 pp.975-8887
2. Manisha rathi discussed Regression modelling technique on data mining for prediction of CRM CCIS 101, pp.195-200, 2010 Springer-Verlag Heidelberg 2010
3. Cios K.J., Pedrycz W, Swiniarski RW, & Kurgan LA. Data mining: A knowledge discovery approach. New York, NY: Springer, 2012.
4. Marek Wo, Krzysztof Ga, Krzysztof Ga. "Concurrent Processing of Frequent Itemset Queries Using FP-Growth Algorithm", Proc. of the 1st ADBIS Workshop on Data Mining and Knowledge Discovery (ADMKD'05), 2005,Tallinn, Estonia.
5. Alva Erwin, Raj P. Gopalan, N.R. Achuthan, "A BottomUp Projection Based Algorithm for Mining High Utility Itemsets", In Proceedings of the 2nd international workshop on Integrating artificial intelligence and data mining, 2007, Vol. 84: 3-11.
6. Deep Pawar. [Online], Available: <http://www.slideshare.net/deepti92> pawar/the-comparative-study-of-aprioriandfpgrowth-algorithm
7. Rahul Mishra al, "Comparative Analysis of Apriori Algorithm and Frequent Pattern Algorithm for Frequent Pattern Mining in Web Log Data", International Journal of Computer Science and Information Technologies (IJCSIT), vol. 3, no.4, pp. 4662 – 4665, 2012.
8. B. Yildiz and B. Ergenc. "Comparison of Two Association Rule Mining Algorithms without Candidate Generation". In the 10th IASTED International Conference on Artificial Intelligence and Applications (AIA 2010), Innsbruck, Austria, pp.450- 457, Feb 15-17, 2010.